

Backplane Selection Guide

Model Name	Slots per Segment				Compatible Chassis															
	CPU	PCI™	ISA	PCI-X™	BX-400	BX-200	RK-136	RK-110S	RK-210S	RK-220	RK-410FS	RK-440	RK-610	RK-615FB	RK-622	RK-604A	RK-606UC	RK-607B	RK-608B	
HPM-D3S2	1	2	-	-			√													
HPM-4S	1	3	-	-												√				
HPM-5S	1	4	-	-												√				
HPCI-D3S2	1	2	-	-				√												
HPCI-D6S4	1	4	1	-					√	√										
HPCI-6S4	1	4	1	-													√	√		
HPCI-8S4	2	4	3	-																√
HPCI-9S7U	2	7	1	-																√
HPCI-13S4LU	3	4	7	-							√		√	√						
HPCI-14S7U	3	7	5	-							√		√	√						
HPCI-14S12U	2	12	1	-							√		√	√						
HPCI-14S/ATX	2	4	8	-							√		√	√						
HPCI-15S	2	4	9	-										√						
HPCI-15S10	2	10	3	-										√						
HPCI-19S18A	2	18	-	-								√			√					
HPX-D5S4C	1	2*	-	2		√			√	√										
HPX-8S	1	-	-	8*																√
HPX-13S4	1	8*	-	4*	√								√	√	√					
	CPU	PCI™	PCI-E®						RK-210E	RK-220E										
			x1	x4	x16															
EBP-10E5	1	4	4	-	1						√	√	√	√	√					
EBP-13E4	1	7	-	3	1	√					√	√	√	√	√					
EBP-D5E2	1	2	-	1	1				√	√										
EBP-D3S1	1	1	-	-	-				√											
EBP-D3E1	1	-	-	1	-				√											

* means PCI-X™ and PCI™ slots are 64-bit

1
AdvancedTCA
Products

2
6U cPCI
SBC

3
6U cPCI
Platforms

4
3U cPCI
SBC

5
3U cPCI
Platforms

6
SBC & IMB

7
Industrial
Chassis

8
Computer
On Modules

9
Network
Security
Appliances


10
Panel PC

11
IPC
Accessories

PICMG® Backplanes

ADLINK offers a wide selection of standard PCI™/ISA or PCI Express® backplanes from 4 up to 20 slots. Our professional OEM team is capable of quick turnarounds for custom backplanes tailored to your specifications and chassis.

We make designing, developing, prototyping, and maintaining your projects simple and efficient. For all your backplane needs, contact us. We have a solution for you.




EBP-D3E1

PCI-E® x 16		PICMG® CPU	1
PCI-E® x 4	1	AT	
PCI-E® x 1		ATX	Yes
PCI™		Segment	1
Dimensions	331 mm x 39 mm		




EBP-D3S1

PCI-E® x 16		PICMG® CPU	1
PCI-E® x 4		AT	
PCI-E® x 1		ATX	Yes
PCI™	1	Segment	1
Dimensions	331 mm x 39 mm		



EBP-D5E2

PCI-E® x 16	1	PICMG® CPU	1
PCI-E® x 4	1	AT	
PCI-E® x 1		ATX	Yes
PCI™	2	Segment	1
Dimensions	331 mm x 84 mm		




EBP-10E5

PCI-E® x 16	1	PICMG® CPU	1
PCI-E® x 4		AT	
PCI-E® x 1	4	ATX	Yes
PCI®	4	Segment	1
Dimensions	330 mm x 318 mm		




EBP-13E4

PCI-E® x 16	1	PICMG® CPU	1
PCI-E® x 4	3	AT	
PCI-E® x 1		ATX	Yes
PCI™	7	Segment	1
Dimensions	330 mm x 318 mm		




HPX-D5S4C

PICMG®	1	AT	
PCI™	2	ATX	Yes
PCI-X™	2	Segment	1
Dimensions	281 mm x 79.6 mm		




HPX-8S

PICMG® CPU	1	AT	
PCI™	0	ATX	Yes
PCI-X™	8	Segment	1
Dimensions	315 x 267 mm		



HPX-13S4

PICMG® CPU	1	AT	
PCI™	8	ATX	Yes
PCI-X™	4	Segment	1
Dimensions	317.5 mm x 231.1 mm		



HPCI-D3S2

PICMG®	1	AT	
PCI™	2	ATX	Yes
ISA		Segment	1
Dimensions	261 mm x 39 mm		



HPCI-D6S4

PICMG®	1	AT	Yes
PCI™	4	ATX	Yes
ISA	1	Segment	1
Dimensions	261 mm x 79.6 mm		




HPCI-6S4

PICMG®	1	AT	Yes
PCI™	4	ATX	Yes
ISA	1	Segment	1
Dimensions	264.2 mm x 132.7 mm		

PICMG® Backplanes

- 1 AdvancedTCA Products
- 2 6U cPCI SBC
- 3 6U cPCI Platforms
- 4 3U cPCI SBC
- 5 3U cPCI Platforms
- 6 SBC & IMB
- 7 Industrial Chassis
- 8 Computer On Modules
- 9 Network Security Appliances
- 10 Panel PC
- 11 IPC Accessories


PICMG® 1.0



HPCI-8S4

PICMG®	2	AT	Yes
PCI™	4	ATX	Yes
ISA	3	Segment	1
Dimensions	264.2 mm x 218 mm		


PICMG® 1.0



HPCI-9S7U

PICMG®	2	AT	Yes
PCI™	7	ATX	Yes
ISA	1	Segment	1
Dimensions	213.4 mm x 259.1 mm		


PICMG® 1.0



HPCI-13S4LU

PICMG®	3	AT	Yes
PCI™	4	ATX	Yes
ISA	7	Segment	1
Dimensions	314.7 mm x 259 mm		


PICMG® 1.0



HPCI-14S7U

PICMG®	3	AT	Yes
PCI™	7	ATX	Yes
ISA	5	Segment	1
Dimensions	314.7 mm x 259.1 mm		


PICMG® 1.0



HPCI-14S12U

PICMG®	2	AT	Yes
PCI™	12	ATX	Yes
ISA	1	Segment	1
Dimensions	314.7 mm x 259 mm		


PICMG® 1.0



HPCI-14S/ATX

PICMG®	2	AT	Yes
PCI™	4	ATX	Yes
ISA	8	Segment	1
Dimensions	312 mm x 265 mm		


PICMG® 1.0



HPCI-15S

PICMG®	2	AT	Yes
PCI™	4	ATX	Yes
ISA	9	Segment	1
Dimensions	317 mm x 264.2 mm		


PICMG® 1.0



HPCI-15S10

PICMG®	2	AT	Yes
PCI™	10	ATX	Yes
ISA	3	Segment	1
Dimensions	317 mm x 264.2 mm		


PICMG® 1.0



HPCI-19S18A

PICMG®	2	AT	Yes
PCI™	18	ATX	Yes
ISA		Segment	1
Dimensions	415.3 mm x 264.2 mm		


PICMG® 1.0



HPM-D3S2

PICMG®	1	AT	
PCI™	2	ATX	Yes
ISA		Segment	1
Dimensions	250 mm x 41.5 mm		


PICMG® 1.0



HPM-4S

PICMG®	1	AT	
PCI™	3	ATX	Yes
ISA		Segment	1
Dimensions	175 mm x 97.5 mm		

PICMG® 1.0



HPM-5S

PICMG®	1	AT	
PCI™	4	ATX	Yes
ISA		Segment	1
Dimensions	175 mm x 133 mm		